

23AM Series Threaded Shaft Linear Actuators



FEATURES

- **Linear force up to 260 lbs.**
- **Power Rating of 3.3 to 4.5 watts**
- **Linear travel per step resolution from 0.00012" up to 0.005"**
- **Standard Bipolar Configuration**
- **Fast, powerful and precise positioning**
- **Precision radial ball bearing design**
- **Industry standard frame size**
- **Customized designs available**
- **Neodymium Rotor Magnet**
- **Standard 6" stroke**
- **1.8° step angle**
- **RoHS Compliant**



DESCRIPTION

The 23AM Series Threaded Shaft Linear Actuators are the perfect choice for cost effective linear motion. The stepper motor internally converts rotary motion to linear motion via a rotating nut and a leadscrew. This actuator eliminates the need for other rotary-to-linear conversions such as belt and pulleys, rack and pinions, or external ball screws. Motion designs can be simplified, production costs lowered and product life enhanced. The motors can be customized to fit your machine requirements. The motor comes in a standard 4-lead configuration and is available in a 6-lead configuration. We can also customize the winding to perfectly match your voltage, current, and maximum operating speed. Special screw modifications, cables and connectors are also available upon request.

Build a part number:

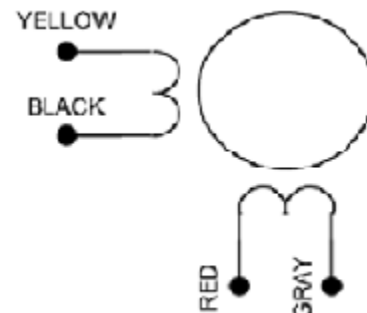
23 AM 0 01 A - LW4 - TS - 600

BUILD A PART NUMBER

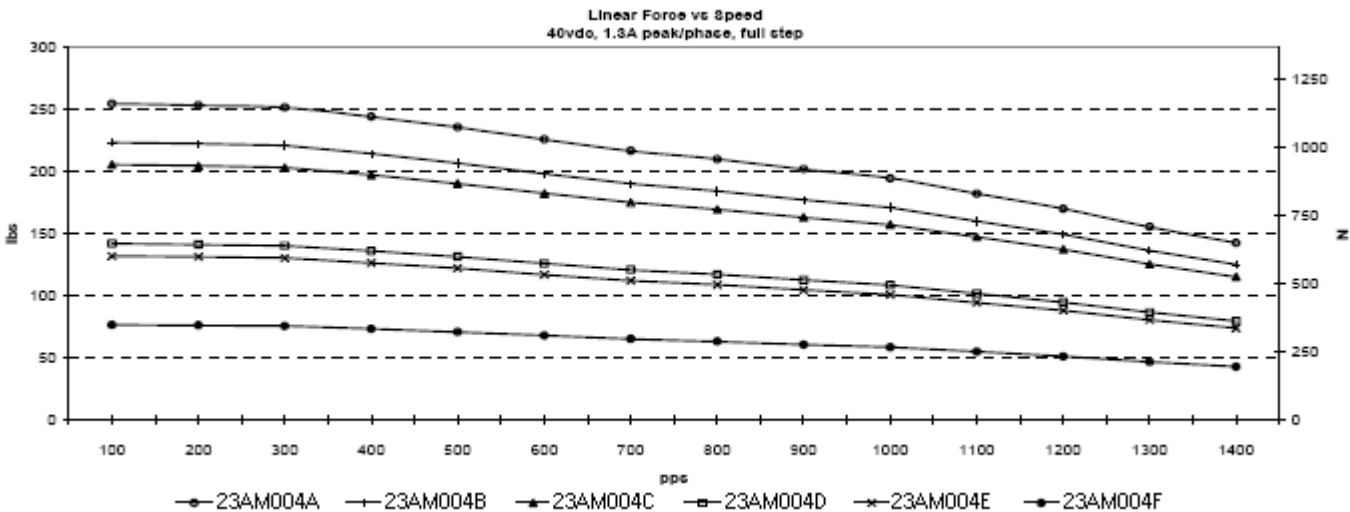
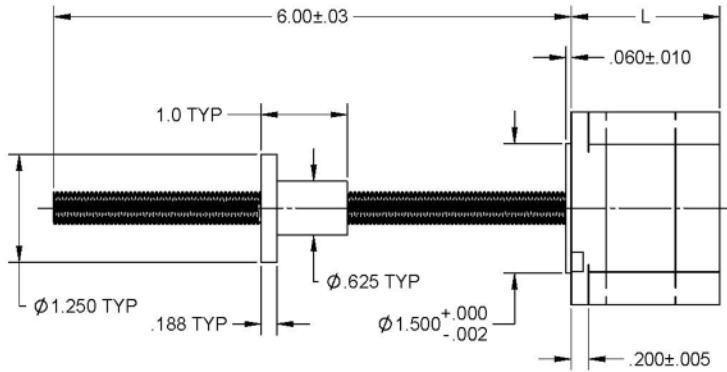
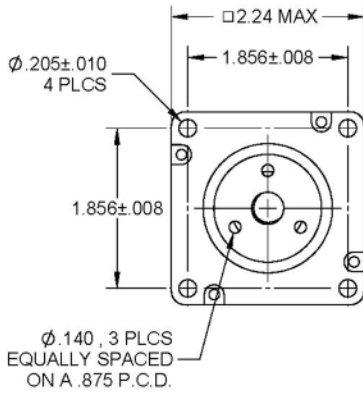
Nema Size	Actuator Motor	Stack Length	Bipolar Current Setting	Linear Travel Per Step	Number of Lead Wires	Motor Type	Stroke
23	AM	0 1	01 - 0.5amps 03 - 1.0amps 04 - 1.3amps 06 - 2.0amps 07 - 2.5amps 12 - 4.1 amps	A - 0.0003125" B - 0.00041675" C - 0.0005" D - 0.00083335" E - 0.001" F - 0.002" G - 0.0025" H - 0.005"	LW4	TS (Threaded Shaft)	600 - 6.00"

WIRING

Connection	Lead Wire Connection	Lead Wire Color
4 - Lead Bipolar Series MBC Series	Phase 1 (A)	Yellow
	Phase 3 (/A)	Black
	Phase 2 (B)	Red
	Phase 4 (/B)	Gray



L010603



Motor Specs	Stack Length	Options		
Linear Travel Per Step (inches)	0	0.00012, 0.00015625, 0.00024, 0.0003125, 0.00048, 0.000625, 0.00096, 0.00125, 0.00192		
	1	0.000625, 0.00125, 0.0025, 0.00375, 0.005		
Rated Current Per Phase (amp)	0	0.5	1.3	2.0
	1	1.0	2.5	4.1
Rated Voltage (Vdc)	0	11.1	4.3	2.8
	1	6.8	2.7	1.7
Resistance Per Phase (Ohm)	0	22.3	3.3	1.4
	1	6.8	1.1	0.4
Inductance Per Phase (mH)	0	45.8	7.5	3.3
	1	25.6	3.8	1.5
Power Per Phase (watts)	0	3.3		
	1	4.5		